

Ideal for:

- ▲ Adhesive for concrete, stone, ceramics, mortar, renderings, steel, iron, aluminium, wood, woodchip boards, polyester, epoxy and glass, concrete repairs.
- ▲ Easy to apply.
- ▲ Suitable to both, dry and damp surfaces.
- ▲ Solvent free.

- ▲ Suitable for bonding new concrete to existing concrete.
- ▲ Can also be used as a bonding agent on mortar, steel, iron, etc.
- ▲ Not effected by moisture.
- ▲ Highly effective, even on damp surfaces.
- ▲ Easy to apply.
- ▲ Solvent free.

- ▲ Repair mortar on stone, concrete, blockwork, steel, iron, wood, etc.
- ▲ Vertical and overhead filling of cavities.
- ▲ Repairing broken concrete joint edges on slabs, driveways, etc.
- ▲ Abrasion resistant wearing surface.

- ▲ Self-levelling, flowable epoxy mortar for concrete, stone, mortar, steel, aluminium, wood, polyester and epoxy.
- ▲ Used for structural bonding of supports, anchors, starter bars.
- ▲ Solvent free.
- ▲ Excellent flowability, also in thin layers.
- ▲ Fast hardening.



Why choose Sikadur® Epoxy Products?



Sikadur® Epoxy Products are epoxy resin based to suit all bonding, anchoring and repair jobs where superior performance in strength, durability, weathering and application is required.

Other technically superior construction chemicals from Sika®



Sikaflex®

Sikaflex® is a polyurethane compound proven in industrial applications, for use whenever high strength and flexibility are critical.

Sikaflex®-PRO 2HP - ideal for sealing blockwork, brickwork, concrete, timber, masonry, PVC, metal, door & window frames.

Sikaflex®-11FC - ideal for flexible sealing & bonding of roof tiles, flashing, skirting, panelling floor joints, parquetry, ceramic wall & floor tiles, metal brackets and fixings, dado rails, architrave, sills, laminated sheets & particle board.



Sika® Minipack

Sika® Mortars have been proven over many years of industrial applications. Packaged in easy-to-carry minipacks, **Sika® Mortars** exhibit superior performance where waterproofing, concrete repair and quick fix repairs are required. Easy to mix and apply, **Sika® Mortars** are strong, durable and weather resistant.

Sika® products are the products of choice by tradesmen in over 60 countries.

For further information phone:

Sika Australia Pty. Limited

ACN 001 342 329

NSW: (02) 9725 1700

SA: (08) 8244 3077

WA: (08) 9354 3503

QLD: (07) 3266 4733

VIC: (03) 9558 1388

TAS: (03) 6273 3378

Sikadur® Epoxy Products



Sikadur®-31 Epoxy Building Adhesive



Sikadur®-32 Epoxy Bonding Agent



Sikadur®-41 Epoxy Repair Mortar


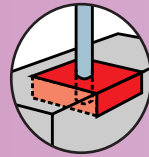
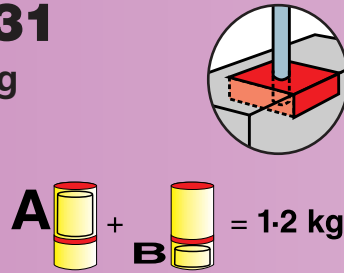


Sikadur®-42 Pourable Epoxy Grout





Sikadur®-31 Epoxy Building Adhesive



Surfaces

- ▲ Surfaces must be free of dust, oil, grease, rust and laitance.

Mixing

- ▲ Mix all of component B with component A using a low-speed drill and paddle until a uniform consistency is obtained.




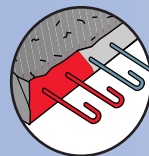
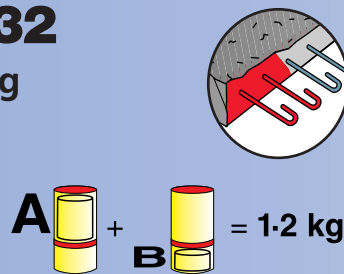
Application

- ▲ Apply with a spatula, trowel, etc.
- ▲ Work well into the surface.
- ▲ *Surface Temperature*: min. +5°C.
- ▲ *Layer Thickness*: max. 30 mm per application.
- ▲ *Mix Ratio*: Comp. A:B = 3:1 by weight or volume.
- ▲ *Pot life* (at +20°C): 40 min.

Cleaning

- ▲ Clean tools immediately with **Sika® Tool Cleaner**.

Sikadur®-32 Epoxy Bonding Agent




Surfaces

- ▲ Surfaces must be free of dust, oil, grease, rust and laitance.
- ▲ First abrade surface using a wire brush or abrasive blast, etc.

Mixing

- ▲ Mix all of component B with component A using a low-speed drill and paddle until a uniform consistency is obtained.



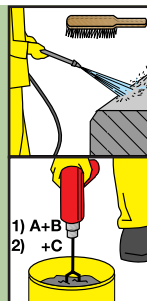
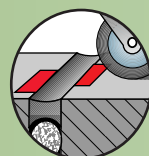
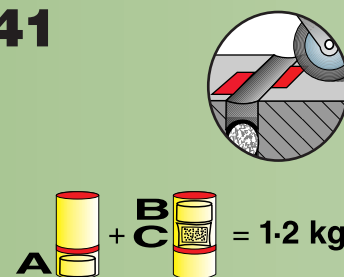
Application

- ▲ Apply with brush, roller or airless spraygun.
- ▲ Apply directly on the prepared surface.
- ▲ *Surface Temperature*: min. +5°C.
- ▲ *Consumption*: 0.3 – 0.8 kg/m².
- ▲ *Mix Ratio*: Comp. A:B = 2:1 by weight or volume.
- ▲ *Pot life* (at +20°C): 25 min.

Cleaning

- ▲ Clean tools and brushes immediately with **Sika® Tool Cleaner**.

Sikadur®-41 Epoxy Repair Mortar




Surfaces

- ▲ Surfaces must be free of dust, oil, grease, rust, laitance.
- ▲ First abrade surface using a wire brush or abrasive blast, etc.

Mixing

- ▲ Mix all of component B with component A using a low-speed drill and paddle until a uniform consistency is obtained.
- ▲ Add component C and mix again.



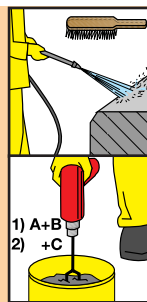
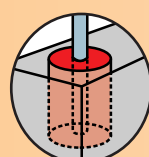
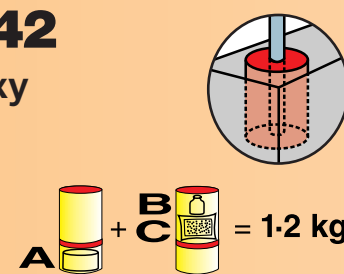
Application

- ▲ Apply with a spatula, trowel, etc.
- ▲ Work **Sikadur®-41** well into the surface.
- ▲ *Surface Temperature*: min. +10°C.
- ▲ *Layer Thickness*: max. 60 mm per application.
- ▲ *Mix Ratio*: Comp. A:B:C = 3:1:4 by weight.
Comp. A:B:C = 3:1:4.5 by volume.
- ▲ *Pot life* (at +20°C): 60 min.

Cleaning

- ▲ Clean tools immediately with **Sika® Tool Cleaner**.

Sikadur®-42 Pourable Epoxy Grout

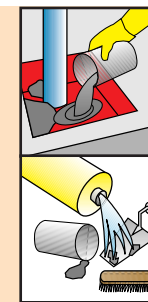


Surfaces

- ▲ Surfaces must be free of dust, oil, grease, rust and laitance.

Mixing

- ▲ Mix components A and B together using a low-speed electric stirring device until the material has become a homogeneous mass.
- ▲ Add component C and mix again.



Application

- ▲ Pour the mortar mixture into the prepared cavity.
- ▲ *Surface Temperature*: min. +5°C, max. +30°C.
- ▲ *Layer Thickness*: max. 50 mm per application.
- ▲ *Mix Ratio*: Comp. A:B:C = 6:1:35 by weight.
Comp. A:B:C = 6:1:20 by volume.
- ▲ *Pot life* (at +20°C): 40 min.

Cleaning

- ▲ Clean tools immediately with **Sika® Tool Cleaner**.